



Office of Regulatory Affairs Office of Partnerships

MFRPS Alliance, St. Petersburg Florida

January 25, 2017

**Barbara Cassens, Travis Goodman,
Guy Delius**



Leadership Vision

- Advance an Integrated Food Safety System
- FFM development began in Jan. 2014
- Combine/bundle like or similar Programs/Cooperative Agreements/Grants when possible and, when aligned with the same recipient agency
- Reduce workload and administrative burden
- Increase flexibility in funding opportunities to State programs (one size no longer fits all)
- Develop Cooperative Agreements that span several years (5) to reduce yearly applications and processing

FDA-State Future Funding Model



Sustainability Future Funding Model

Workgroup Charge

- *To develop a recommendation for a future funding model for Manufactured Food Regulatory Program Standards (MFRPS), Rapid Response Teams (RRT), Food Protection Task Force Programs (FPTF) and other related grant programs to streamline the numerous cooperative agreements/grants, improve outcomes and move closer to an Integrated Food Safety System (IFFS).*

Current System

- Pipelines (Deliverables and \$) from FDA to States
 - Separate pipeline for each Grant or Cooperative Agreement (CA) to and from FDA
 - Separate applications for each Grant or CA to and from FDA
 - Separate deliverables/timelines/due dates for each Grant or CA
 - Dedicated State Staff to apply for and monitor each Grant or CA
 - Dedicated FDA Staff to review/monitor each separate Grant or CA

Need to Find a Better Way

- How can we assemble “like or similar” grants or cooperative agreements together to save time/effort/cost for both FDA and States?
- How can FDA be understanding and flexible to State needs regarding funding opportunities?
- How do we recognize and highlight differences in State agencies, i.e. size, number of firms, citizen population, land mass, food risk, etc., and fairly/equitably share funding with all?
- Continue support of proven programs: MFRPS, RRT, FPTF

Benefits of Proposal

- Will consolidate funding for programs with inter-related activities/goals
- Same personnel working on many CAPs
 - If different, it forces them to work together/improves efficiencies for State and FDA
- Will align due dates and reporting
 - Two larger progress reports to review rather than 5 separate reports
- Still QMS focused (training, continuous improvement)
- Moves into a variable rate funding model and requires state cost matching during longer term maintenance stage

MFRPS/RRT Phases of Growth

- *Development (Implementation) Phase*: Most effort, policies identified and written, procedures established, majority of employees trained, etc.
 - MFRPS- 5 years to achieve conformance
 - RRT- 3 years to fully develop an RRT
 - FPTF- 1 year (can be picked in either phase)
 - Time will be used to trigger moving to maintenance
- *Maintenance Phase*: Maintain growth realized (e.g. resources, infrastructure, trained staff) in the Development Phase and continuously evaluate/improve:
 - Funding may be different depending which level a program is operating within
 - FDA will list funding levels that state programs apply for in FOA

Future Funding Model **DRAFT**

Base Funding Must Choose:

OPTIONAL Pick List/Menu Options May Choose:

MFRPS Implementation (Development)

- Development rate : up to 300,000/year/grantee
- First 5 years of receiving MFRPS funding

MFRPS (Maintenance)

- Programs enter the Maintenance funding track after 5 years of receiving MFRPS funding
- A review will be conducted after each progress report is submitted and State Programs will be placed in special conditions if review of most recent audit assessment, strategic improvement plan, SIS visit, and progress report indicate that the program is at risk of not meeting the goals of the cooperative agreement.
- Variable funding:
 - Level 1: \$150,000
 - Level 2: \$225,000
 - Level 3: \$300,000
- Determination of applicant's funding level will be based on the following criteria:
 - FSMA Non High Risk Firm Count
 - FSMA High Risk Firm Count
 - Indicator of Program Operating Costs (determined using Cost per GMP Inspection; food contract)

Food Protection Task Force (meetings/workshops)

- Flat rate: \$10,000/year/grantee; Limit 1 per state.
- Available during **MFRPS Development and Maintenance**

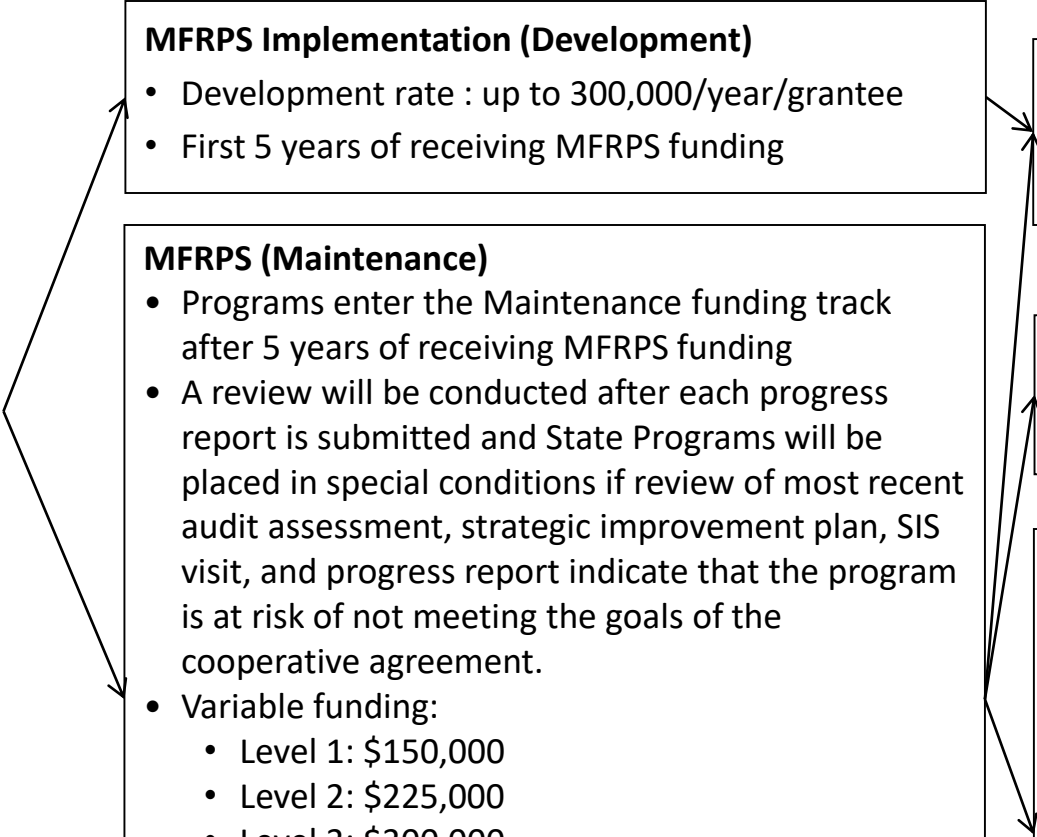
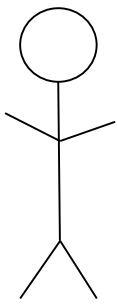
Special Projects (must indicate if MFRPS or RRT)

- Flat rate: \$30,000/year/grantee; Limit 1 per grantee.
- Available during **MFRPS Maintenance only**

Rapid Response Team (RRT) (Development & Maintenance)

- Will be open competition for funding with each FOA iteration. Limit 1 per state.
- Development rate: up to \$300,000/year/grantee. Limit 3 years, then must transition to maintenance funding.
- Maintenance phase: Variable funding:
 - Level 1: \$150,000
 - Level 2: \$225,000
 - Level 3: \$300,000
- Determination of applicant's funding level will be based on the following criteria:
 - State Population
 - FSMA High Risk/Non High Risk Firm Count
 - Count of multi-state outbreaks state is involved in (average over past 10 years)
- Available during **MFRPS Maintenance only**

Once in MFRPS Maintenance, the entire cooperative agreement (inclusive of all pick options) may be subject to **25% cost matching requirement** (in-kind contributions allowed).



DRAFT MFRPS Maintenance

Determining Funding Levels



MFRPS (Maintenance)

- Variable funding:
 - Level 1: \$150,000 (3-4 points)
 - Level 2: \$225,000 (5-7 points)
 - Level 3: \$300,000 (8-9 points)
- Determination of applicant's funding level will be based on the following criteria:
 - FSMA Non High Risk Firm Count
 - FSMA High Risk Firm Count
 - Indicator of Program Operating Costs (determined using Cost per GMP Inspection; food contract)

***All ranges listed are tentative, for discussion purposes only and subject to management approval**

Criteria	Range*	Value
FSMA Non High Risk Firm Count <i>(Ranges will be established using the most current FSMA inventory data from FDA as of the submission of the final draft FOA (Dec2016))</i>	≤25 th percentile	1 point
	25 th -75 th percentile	2 points
	≥ 75 th percentile	3 points
FSMA High Risk Firm Count <i>(Ranges will be established using the most current FSMA inventory data from FDA as of the submission of the final draft FOA (Dec2016))</i>	≤25 th percentile	1 point
	25 th -75 th percentile	2 points
	≥ 75 th percentile	3 points
Indicator of Program Operating Costs <i>(determined using Cost per GMP Inspection for the food contract; Ranges will be established using the most current food inspection contract data from FDA as of the submission of the final draft FOA (Dec2016))</i>	≤25 th percentile	1 point
	25 th -75 th percentile	2 points
	≥ 75 th percentile	3 points

DRAFT RRT Maintenance

Determining Funding Levels



Rapid Response Team (RRT) (Maintenance)

- Will be open competition for funding with each FOA iteration.
- Maintenance phase: Variable funding:
 - Level 1: \$150,000 (3-4 points)
 - Level 2: \$225,000 (5-7 points)
 - Level 3: \$300,000 (8-9 points)
- Determination of applicant's funding level will be based on the following criteria:
 - State Population
 - FSMA High Risk/Non High Risk Firm Count
 - Count of multi-state outbreaks state is involved in (average over past 10 years)

Criteria	Range*	Value
State population <i>(Ranges will be established using data from the most recent US Census as of the submission of the final draft FOA (Dec2016))</i>	≤25 th percentile	1 point
	25 th -75 th percentile	2 points
	≥ 75 th percentile	3 points
FSMA High Risk/Non High Risk Firm Count <i>(Ranges will be established using the most current FSMA inventory data from FDA as of the submission of the final draft FOA (Dec2016))</i>	≤25 th percentile	1 point
	25 th -75 th percentile	2 points
	≥ 75 th percentile	3 points
Count of multi-state outbreaks state is involved in (average over past 10 years) <i>(Ranges will be established using the most current CDC NORS/FOOD tool data as of the submission of the final draft FOA (Dec2016)).</i>	≤25 th percentile	1 point
	25 th -75 th percentile	2 points
	≥ 75 th percentile	3 points

***All ranges listed are tentative, for discussion purposes only and subject to change pending management approval**

FFM- Updates Since Last Briefing

- OP FFM Workgroup/Sub-Workgroups
- Design of transparent FOA – States apply to funding levels in the FOA (check our math)
- FFM Schematic Revisions
- Overall budget and funding priorities
- Still pending approvals
- Outreach/Communications Plan
- Adjusted timeline

Preparing for the Transition

- Cooperative Agreements that will be merged (MFRPS, RRT, FPTF) will be aligned so the Future Funding Model can begin on August 1, 2018
 - MFRPS- 1 year extension- **completed**
 - RRT- 2 or 3 year extension-**completed**
 - FPTF- variable- **completed**

Development of FFM Subgroups



- MFRPS Bridge Year FOA development group, Brett Weed- **completed**
- FFM FOA development group, Lauren Yeung/Morgan Poloni **drafted and submitting for clearance ASAP**
- FPTF Alignment with FFM development group, Travis Goodman- **completed**
- FFM Internal Grants Management Process development, Guy Delius- **internal management is acceptable to both OAGS and OP-completed**
- Communications and Roll Out Strategy development, Travis Goodman- **completed**

Total Program Funding: \$18M

Equals FY14 max MFRPS, RRT, FPTF spending (\$17.25M) plus \$.75M in FY14 contract training cost

Funding Priorities 1 & 2

- All applicants recommended for funding will receive funding
- Estimate 47 applicants*; Assume (that in 2018) 37 are in maintenance and 10 in implementation

MFRPS Phase	#	Funding
Development	10	\$ 3,000,000.00
Maintenance - Level 1	6	\$ 900,000.00
Maintenance - Level 2	19	\$ 4,275,000.00
Maintenance - Level 3	12	\$ 3,600,000.00
	47	\$ 11,775,000.00

Funding Priority 3

- All applicants recommended for funding will likely receive funding
- Estimate 30 applicants

FPTF	#	Funding
Flat Rate	30	\$ 300,000.00

Funding Priority 4 & 5

At this point, an estimated \$6.75M is available. RRT funding will be at least \$5.85M (assuming adequate number of applications), possibly more depending on how many maintenance applications are approved and how many new development applications we wish to fund.

- Estimate 18 applicants for maintenance; 5 development.
- **This leaves enough funding for 25 Special Projects (68% of eligible grantees)**

RRT Phase	#	Funding
Development	5	\$ 1,500,000.00
Maintenance - Level 1	3	\$ 450,000.00
Maintenance - Level 2	8	\$ 1,800,000.00
Maintenance - Level 3	7	\$ 2,100,000.00
		\$ 5,850,000.00
Special Project	#	Funding
Flat Rate	25	\$ 750,000.00

Funding Allocation Approach



MFRPS Development & MFRPS Maintenance

**As of Dec2016, there are 42 MFRPS cooperative agreement grantees, representing 40 states. 46 state programs & PR have a food contract (47 contracts total; 44 unique states/territories).*

In FY18, 37 programs will have reached 5 years of MFRPS funding. 5 programs will have had less than 5 years' MFRPS funding, and another 5 programs will be eligible to begin development.

FPTF

RRT

Special Projects

Awards will range from \$150,000 - \$640,000 per grantee; Estimate 47 awards

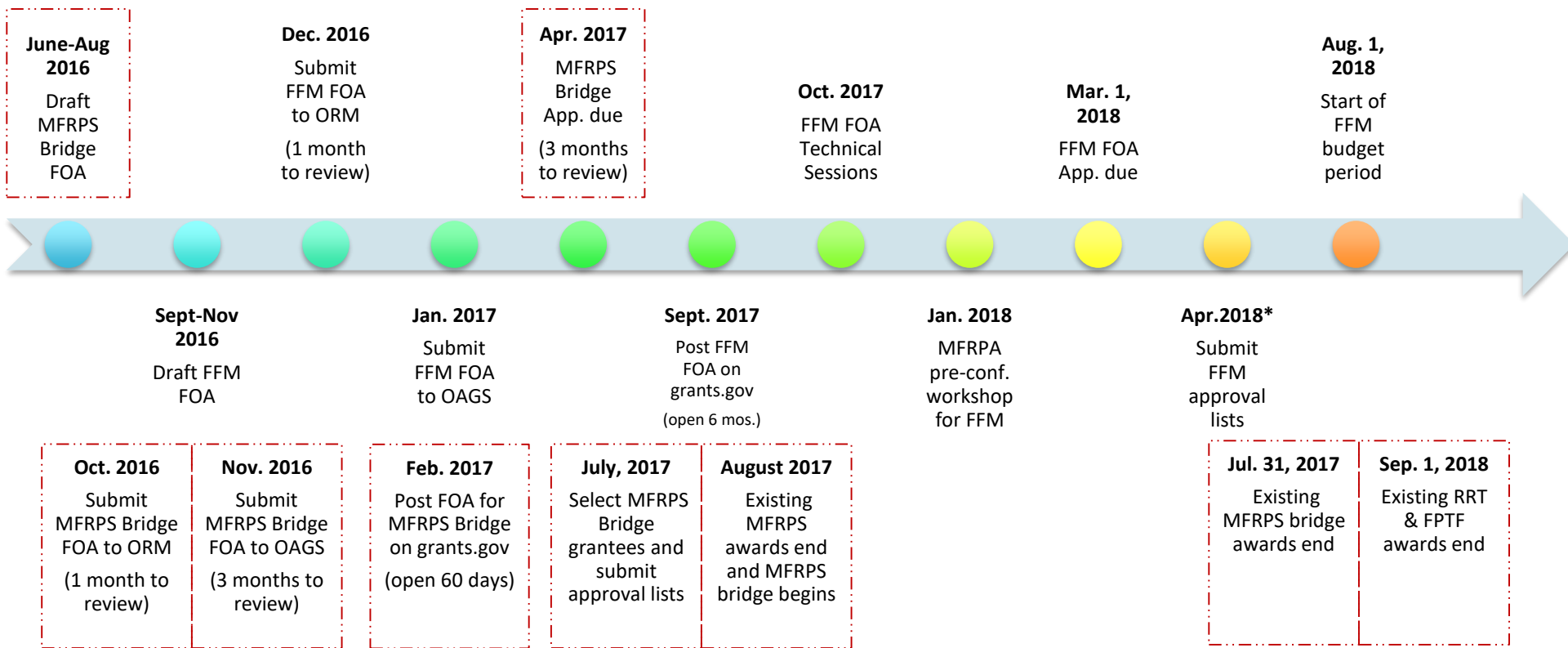
Communication/Outreach Strategy

- Continue outreach through National meetings
 - MFRPA, AFDO, PFP, others?
- Continue to document internal/external outreach
- Work with OCQPM & OAGs to schedule 2 technical sessions
- Work with AFDO to schedule FFM Pre-Meeting Workshop in 2018

Still Pending Approval

- OCC review of FDA's authority to require cost matching
- Bridge year Funding Opportunity Announcement (FOA)
 - Going through clearance through ORM & OAGS
- FFM FOA
 - Submitting for clearance ASAP
- FFM Workshop and Webinar
 - Under development for 2018 MFRP Alliance

Draft Timeline for Roll Out of the Future Funding Model (FFM)



* = assumes OP will receive FY18 budget appropriation by early April

 = MFRPS Bridge FOA timeline items

No outline = FFM FOA timeline items

MFRPS Expectations

- Apply for Bridge Year Funding (Feb 2017) year runs (August 2017- August 2018).
- For MFRPS programs starting in 2012 – Priority one is to meet the MFRPS Standards before completion of Bridge year.
- FFM to begin Aug. 2018!

RRT Expectations

- FFM is not limited competition
- Track record of impact, benefits, effectiveness of RRT performance is important!
- Established relationships
- Should be in phase III, capacity building

Questions?

Travis Goodman: Travis.Goodman@fda.hhs.gov

Guy Delius: Guy.Delius@fda.hhs.gov

Project Mgr. Lauren Yeung: Lauren.Yeung@fda.hhs.gov

